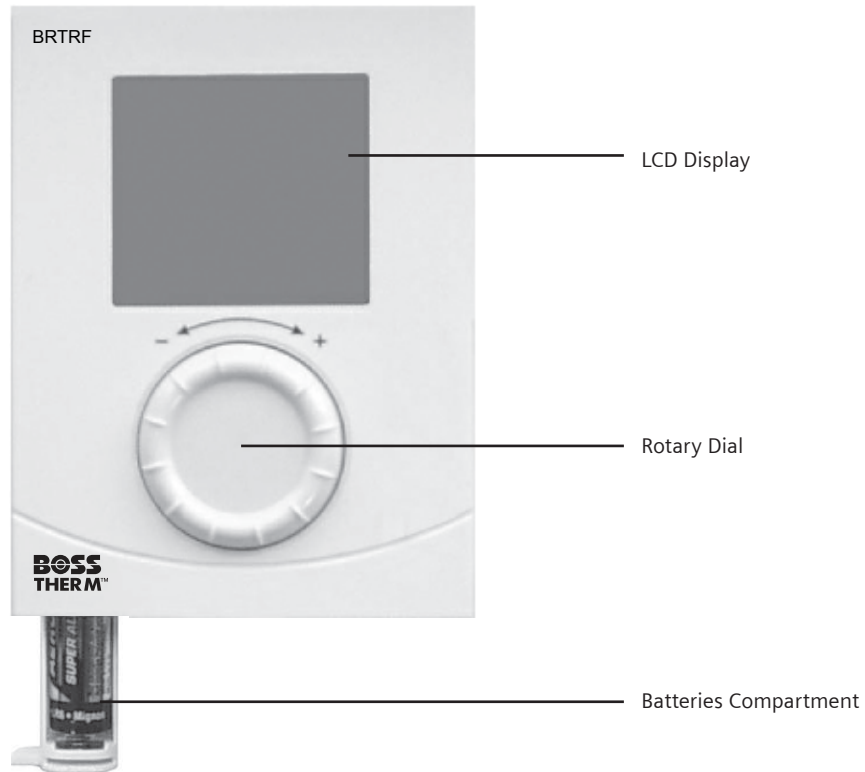


How to use your BRTRF Digital Room Thermostat

**BOSS
THERM™**


This leaflet gives you easy to follow instructions on how to use your BRTRF digital room thermostat.



How do I set the required temperature?


Turn the rotary dial to the left to decrease the required temperature, or to the right to increase the required temperature.


The required temperature is displayed next to the following symbol





The RESET button on the back of the controller can be pressed to return the controller to the factory settings

Guide to symbols On LCD Display

 Actual room temperature in °C

 The selected temperature

 Indicates there is a call for heat

 Indication of low battery life, this signifies batteries must be replaced